



Atacado e Varejo



FortFlex
MANGUEIRAS E CONEXÕES HIDRÁULICAS



Produtos de Qualidade

TERMINAIS HIDRÁULICOS



CAPAS PRENSÁVEIS

- CA 4 - 1/4" X MANG 2 TRAMAS
- CA 6 - 3/8" X MANG 2 TRAMAS
- CA 8 - 1/2" X MANG 2 TRAMAS
- CA 10 - 5/8" X MANG 2 TRAMAS
- CA 12 - 3/4" X MANG 2 TRAMAS
- CA 16 - 1" X MANG 2 TRAMAS
- CA 20 - 1.1/4" X MANG 2 TRAMAS
- CA 24 - 1.1/2" X MANG 2 TRAMAS
- CA 32 - 2" X MANG 2 TRAMAS



EMENDAS HIDRÁULICAS

- EMD 4 - 1/4" X 1/4" MANG 2 TRAMAS
- EMD 5 - 5/16" X 5/16" MANG 2 TRAMAS
- EMD 6 - 3/8" X 3/8" MANG 2 TRAMAS
- EMD 8 - 1/2" X 1/2" MANG 2 TRAMAS
- EMD 10 - 5/8" X 5/8" MANG 2 TRAMAS
- EMD 12 - 3/4" X 3/4" MANG 2 TRAMAS
- EMD 16 - 1" X 1" MANG 2 TRAMAS



FÊMEA GIRATÓRIA RETA BSP BOLEADA

- 56044 - FG 1/4" X MANG 1/4"
- 56046 - FG 1/4" X MANG 3/8"
- 56064 - FG 3/8" X MANG 1/4"
- 56066 - FG 3/8" X MANG 3/8"
- 56086 - FG 1/2" X MANG 3/8"
- 56088 - FG 1/2" X MANG 1/2"
- 560108 - FG 5/8" X MANG 1/2"
- 5601010 - FG 5/8" X MANG 5/8"
- 5601212 - FG 3/4" X MANG 3/4"
- 5601612 - FG 1" X MANG 3/4"
- 5601616 - FG 1" X MANG 1"
- 5602016 - FG 1.1/4" X MANG 1"
- 5602020 - FG 1.1/4" X MANG 1.1/4"
- 5602424 - FG 1.1/2" X MANG 1.1/2"



FÊMEA GIRATÓRIA 45° BSP BOLEADA

- 56844 - 1/4" X MANG. 1/4"
- 56866 - 3/8" X MANG. 3/8"
- 56888 - 1/2" X MANG. 1/2"
- 568108 - 5/8" X MANG. 1/2"
- 5681010 - 5/8" X MANG. 5/8"
- 5681212 - 3/4" X MANG. 3/4"
- 5681612 - 1" X MANG. 3/4"
- 5681616 - 1" X MANG. 1"
- 5682016 - 1.1/4" X MANG. 1"
- 5682020 - 1.1/4" X MANG. 1.1/4"
- 5682424 - 1.1/2" X MANG. 1.1/2"



FÊMEA GIRATÓRIA 90° BSP BOLEADA

- 56944 - 1/4" X MANG. 1/4"
- 56966 - 3/8" X MANG 3/8"
- 56988 - 1/2" X MANG. 1/2"
- 569108 - 5/8" X MANG. 1/2"
- 5691010 - 5/8" X MANG. 5/8"
- 5691212 - 3/4" X MANG. 3/4"
- 5691612 - 1" X MANG. 3/4"
- 5691616 - 1" X MANG. 1"
- 5692016 - 1.1/4" X MANG. 1"
- 5692020 - 1.1/4" X MANG. 1.1/4"
- 5692424 - 1.1/2" X MANG. 1.1/2"



FÊMEA GIRATÓRIA RETA BSP JIC 37°

- 56044 - 1/4" X MANG. 1/4"
- 56046 - 1/4" X MANG. 3/8"
- 56064 - 3/8" X MANG 1/4"
- 56066 - 3/8" X MANG 3/8"
- 56086 - 1/2" X MANG 3/8"
- 56088 - 1/2" X MANG 1/2"
- 560108 - 5/8" X MANG 1/2"
- 5601010 - 5/8" X MANG 5/8"
- 5601212 - 3/4" X MANG 3/4"
- 5601612 - 1" X MANG 3/4"
- 5601616 - 1" X MANG 1"
- 5602016 - 1.1/4" X MANG 1"
- 5602020 - 1.1/4" X MANG 1.1/4"
- 5602424 - 1.1/2" X MANG 1.1/2"

www.forflexmangueiras.com.br

R. Erva de Santa Luzia, 351
Vila Helena - São Paulo - SP
atendimento@fortflexmangueiras.com.br

(11) 2025-2973

98268-0254



Atacado e Varejo



FortFlex
MANGUEIRAS E CONEXÕES HIDRÁULICAS



Produtos de Qualidade

TERMINAIS HIDRÁULICOS



FÊMEA GIRATÓRIA RETA JIC 37°

- 100.4.4 - 7/16" JIC X MANG 1/4"
- 100.5.4 - 1/2" JIC X MANG 1/4"
- 100.6.4 - 9/16" JIC X MANG 1/4"
- 100.7.6 - 5/8" JIC X MANG 3/8"
- 100.6.6 - 9/16" JIC X MANG 3/8"
- 100.8.6 - 3/4" JIC X MANG 3/8"
- 100.8.8 - 3/4" JIC X MANG 1/2"
- 100.10.6 - 7/8" JIC X MANG 3/8"
- 100.10.8 - 7/8" JIC X MANG 1/2"
- 100.12.8 - 1.1/16" JIC X MANG 1/2"
- 100.10.10 - 7/8" JIC X MANG 5/8"
- 100.12.10 - 1.1/16" JIC X MANG 5/8"
- 100.12.12 - 1.1/16" JIC X MANG 3/4"
- 100.14.12 - 1.3/16" JIC X MANG 3/4"
- 100.16.12 - 1.5/16" JIC X MANG 3/4"
- 100.16.16 - 1.5/16" JIC X MANG 1"
- 100.20.16 - 1.5/8" JIC X MANG 1"
- 100.20.20 - 1.5/8" JIC X MANG 1.1/4"
- 100.24.24 - 1.7/8" JIC X MANG 1.1/2"
- 100.32.32 - 2" JIC X MANG 2"



FÊMEA GIRATÓRIA 45° JIC

- 113.4.4 - 7/16" JIC X MANG 1/4"
- 113.5.4 - 1/2" JIC X MANG 1/4"
- 113.5.4 - 9/16" JIC X MANG 1/4"
- 113.6.6 - 9/16" JIC X MANG 3/8"
- 113.8.6 - 3/4" JIC X MANG 3/8"
- 113.8.8 - 3/4" JIC X MANG 1/2"
- 113.10.8 - 7/8" JIC X MANG 1/2"
- 113.10.10 - 7/8" JIC X MANG 5/8"
- 113.10.8 - 1.1/16" JIC X MANG 1/2"
- 113.12.10 - 1.1/16" JIC X MANG 5/8"
- 113.12.12 - 1.1/16" JIC X MANG 3/4"
- 113.16.12 - 1.5/16" JIC X MANG 3/4"
- 113.16.16 - 1.5/16" JIC X MANG 1"
- 113.20.20 - 1.5/8" JIC X MANG 1.1/4"



FÊMEA GIRATÓRIA 90° JIC

- 112.4.4 - 7/16" JIC X MANG 1/4"
- 112.5.4 - 1/2" JIC X MANG 1/4"
- 112.5.4 - 9/16" JIC X MANG 1/4"
- 112.6.6 - 9/16" JIC X MANG 3/8"
- 112.8.6 - 3/4" JIC X MANG 3/8"
- 112.8.8 - 3/4" JIC X MANG 1/2"
- 112.10.6 - 7/8" JIC X MANG 3/8"
- 112.10.8 - 7/8" JIC X MANG 1/2"
- 112.10.10 - 7/8" JIC X MANG 5/8"
- 112.12.8 - 1.1/16" JIC X MANG 1/2"
- 112.12.10 - 1.1/16" JIC X MANG 5/8"
- 112.12.12 - 1.1/16" JIC X MANG 3/4"
- 112.16.12 - 1.5/16" JIC X MANG 3/4"
- 112.16.16 - 1.5/16" JIC X MANG 1"
- 112.20.20 - 1.5/8" JIC X MANG 1.1/4"
- 112.24.24 - 1.7/8" JIC X MANG 1.1/2"



FÊMEA GIRATÓRIA 90° JIC X LONGA

- 111.4.4 - 7/16" JIC X MANG 1/4" L.
- 111.5.4 - 1/2" JIC X MANG 1/4" L.
- 111.6.4 - 9/16" JIC X MANG 1/4" L.
- 111.6.6 - 9/16" JIC X MANG 3/8" L.
- 111.8.6 - 3/4" JIC X MANG 3/8" L.
- 111.8.8 - 3/4" JIC X MANG 1/2" L.
- 111.10.8 - 7/8" JIC X MANG 1/2" L.
- 111.10.10 - 7/8" JIC X MANG 5/8" L.
- 111.12.10 - 1.1/16" JIC X MANG 5/8" L.
- 111.12.12 - 1.1/16" JIC X MANG 3/4" L.
- 111.16.12 - 1.5/16" JIC X MANG 3/4" L.
- 111.16.16 - 1.5/16" JIC X MANG 1" L.
- 111.20.20 - 1.5/8" JIC X MANG 1.1/4" L.



FÊMEA GIR. RETA MÉTRICA BOLEADA

- 561.4.4 - M 12 X MANG 1/4"
- 561.6.4 - M 14 X MANG 1/4"
- 561.6.6 - M 14 X MANG 3/8"
- 561.8.4 - M 16 X MANG 1/4"
- 561.8.6 - M 16 X MANG 3/8"
- 561.10.6 - M 18 X MANG 3/8"
- 561.10.8 - M 18 X MANG 1/2"
- 561.12.6 - M 20 X MANG 3/8"
- 561.12.8 - M 20 X MANG 1/2"
- 561.13.6 - M 22 X MANG 3/8"
- 561.13.8 - M 22 X MANG 1/2"
- 561.14.8 - M 24 X MANG 1/2"
- 561.16.10 - M 26 X MANG 5/8"
- 561.20.12 - M 30 X MANG 3/4"
- 561.26.12 - M 36 X MANG 3/4"
- 561.25.16 - M 38 X MANG 1"
- 561.30.16 - M 42 X MANG 1"



FÊMEA GIRATÓRIA 45° MÉTRICA BOL.

- 571.4.4 - M 12 BOL X MANG 1/4"
- 571.6.4 - M 14 BOL X MANG 1/4"
- 571.8.4 - M 16 BOL X MANG 1/4"
- 571.8.6 - M 16 BOL X MANG 3/8"
- 571.10.6 - M 18 BOL X MANG 3/8"
- 571.12.6 - M 20 BOL X MANG 3/8"
- 571.12.8 - M 20 BOL X MANG 1/2"
- 571.13.8 - M 22 BOL X MANG 1/2"
- 571.14.8 - M 24 BOL X MANG 1/2"
- 571.16.10 - M 26 BOL X MANG 5/8"
- 571.20.12 - M 30 BOL X MANG 3/4"
- 571.25.16 - M 38 BOL X MANG 1"

www.forflexmangueiras.com.br

R. Erva de Santa Luzia, 351
Vila Helena - São Paulo - SP
atendimento@fortflexmangueiras.com.br

(11) 2025-2973

98268-0254



Atacado e Varejo



FortFlex
MANGUEIRAS E CONEXÕES HIDRÁULICAS



Produtos de Qualidade

TERMINAIS HIDRÁULICOS



FÊMEA GIRATÓRIA 90° MÉTRICA BOL

- 575.4.4 - M12 BOL X MANG 1/4"
- 575.6.4 - M14 BOL X MANG 1/4"
- 575.8.4 - M16 BOL X MANG 1/4"
- 575.8.6 - M16 BOL X MANG 3/8"
- 575.10.6 - M18 BOL X MANG 3/8"
- 575.10.8 - M18 BOL X MANG 1/2"
- 575.12.6 - M20 BOL X MANG 3/8"
- 575.12.8 - M20 BOL X MANG 1/2"
- 575.13.8 - M22 BOL X MANG 1/2"
- 575.14.8 - M24 BOL X MANG 1/2"
- 575.16.10 - M26 BOL X MANG 5/8"
- 575.18.10 - M28 BOL X MANG 5/8"
- 575.20.12 - M30 BOL X MANG 3/4"
- 575.25.16 - M38 BOL X MANG 1"



FÊMEA GIRATÓRIA RETA MÉTRICA

- FGM.12.6.4 - M12 X TB. 6 X MANG 1/4"
- FGM.14.8.4 - M14 X TB. 8 X MANG 1/4"
- FGM.14.8.6 - M14 X TB. 8 X MANG 3/8"
- FGM.16.10.4 - M16 X TB. 10 X MANG 1/4"
- FGM.16.10.6 - M16 X TB. 10 X MANG 3/8"
- FGM.18.12.6 - M18 X TB. 12 X MANG 3/8"
- FGM.18.12.8 - M18 X TB. 12 X MANG 1/2"
- FGM.18.1/2.6 - M18 X TB. 1/2 X MANG 3/8"
- FGM.18.1/2.8 - M18 X TB. 1/2 X MANG 1/2"
- FGM.18.1/2.8 - M18 X TB. 1/2 X MANG 1/2"
- FGM.20.12.6 - M20 X TB. 12 X MANG 3/8"
- FGM.20.1/2.6 - M20 X TB. 1/2 X MANG 3/8"
- FGM.20.12.8 - M20 X TB. 12 X MANG 1/2"
- FGM.20.1/2.8 - M20 X TB. 1/2 X MANG 1/2"
- FGM.22.12.8 - M22 X TB. 12 X MANG 1/2"
- FGM.22.1/2.8 - M22 X TB. 1/2 X MANG 1/2"
- FGM.22.15.8 - M22 X TB. 15 X MANG 1/2"
- FGM.24.16.8 - M24 X TB. 16 X MANG 1/2"
- FGM.24.16.10 - M24 X TB. 16 X MANG 5/8"
- FGM.26.18.10 - M26 X TB. 18 X MANG 5/8"
- FGM.28.19.10 - M28 X TB. 19 X MANG 5/8"
- FGM.30.20.10 - M30 X TB. 20 X MANG 5/8"
- FGM.30.22.10 - M30 X TB. 22 X MANG 5/8"
- FGM.30.20.12 - M30 X TB. 20 X MANG 3/4"
- FGM.30.22.12 - M30 X TB. 22 X MANG 3/4"
- FGM.34.25.12 - M34 X TB. 25 X MANG 3/4"
- FGM.34.25.16 - M34 X TB. 25 X MANG 1"
- FGM.36.25.16 - M36 X TB. 25 X MANG 1"
- FGM.42.30.16 - M42 X TB. 30 X MANG 1"
- FGM.52.38.24 - M52 X TB. 38 X MANG 1.1/2"



FÊMEA GIRATÓRIA 90° MÉTRICA

- FG90M12.6.4 - M12 X T. 6 X MANG 1/4"
- FG90M14.8.4 - M14 X T. 8 X MANG 1/4"
- FG90M16.10.4 - M16 X T. 10 X MANG 1/4"
- FG90M16.10.6 - M 16 X T. 10 X MANG 3/8"
- FG90M18.12.6 - M 18 X T. 12 X MANG 3/8"
- FG90M18.12.8 - M 18 X T. 12 X MANG 1/2"
- FG90M20.12.6 - M 20 X T. 12 X MANG 3/8"
- FG90M20.12.8 - M20 X T. 12 X MANG 1/2"
- FG90M22.15.8 - M22 X T. 15 X MANG 1/2"
- FG90M24.16.8 - M24 X T. 16 X MANG 1/2"
- FG90M24.16.10 - M24 X T. 16 X MANG 5/8"
- FG90M26.18.10 - M26 X T. 18 X MANG 5/8"
- FG90M29.19.10 - M28 X T. 19 X MANG 5/8"
- FG90M30.20.10 - M30 X T. 20 X MANG 5/8"
- FG90M30.20.12 - M30 X T. 20 X MANG 3/4"
- FG90M34.25.16 - M34 X T. 25 X MANG 1"
- FG90M42.30.16 - M42 X T. 30 X MANG 1"



FLANGE RETO (CÓDIGO 61)

- 105.8.8 - 1.3/16" X MANG 1/2"
- 105.12.8 - 1.1/2" X MANG 1/2"
- 105.10.10 - 1.3/8" X MANG 5/8"
- 105.12.12 - 1.1/2" X MANG 3/4"
- 105.16.12 - 1.3/4" X MANG 3/4"
- 105.16.16 - 1.3/4" X MANG 1"
- 105.20.16 - 2" X MANG 1"
- 105.24.16 - 2.3/8" X MANG 1"
- 105.20.20 - 2" X MANG 1.1/4"
- 105.24.20 - 2.3/8" X MANG 1.1/4"
- 105.24.24 - 2.3/8" X MANG 1.1/2"



FLANGE 45° (CÓDIGO 61)

- 107.8.8 - 1.3/16" X MANG 1/2"
- 107.12.8 - 1.1/2" X MANG 1/2"
- 107.10.10 - 1.3/8" X MANG 5/8"
- 107.12.12 - 1.1/2" X MANG 3/4"
- 107.16.12 - 1.3/4" X MANG 3/4"
- 107.16.16 - 1.3/4" X MANG 1"
- 107.20.16 - 2" X MANG 1"
- 107.24.16 - 2.3/8" X MANG 1"
- 107.20.20 - 2" X MANG 1.1/4"
- 107.24.20 - 2.3/8" X MANG 1.1/4"
- 107.24.24 - 2.3/8" X MANG 1.1/2"



TERMINAL FÊMEA FIXA PARA GRAXA

- FF.2.4 - 1/8" NPT X MANG 1/4"
- FF.1/2.4 - 1/2" UNF X MANG 1/4" Z-L-GIRAT

www.forflexmangueiras.com.br

R. Erva de Santa Luzia, 351
Vila Helena - São Paulo - SP
atendimento@fortflexmangueiras.com.br

(11) 2025-2973

98268-0254



Atacado e Varejo




FortFlex
MANGUEIRAS E CONEXÕES HIDRÁULICAS




Produtos de Qualidade

TERMINAIS HIDRÁULICOS




FLANGE 90° (CÓDIGO 61)

- 109.8.8 - 1.3/16" X MANG 1/2"
- 109.12.8 - 1.1/2" X MANG 1/2"
- 109.10.10 - 1.3/8" X MANG 5/8"
- 109.12.12 - 1.1/2" X MANG 3/4"
- 109.16.12 - 1.3/4" X MANG 3/4"
- 109.16.16 - 1.3/4" X MANG 1"
- 109.20.16 - 2" X MANG 1"
- 109.24.16 - 2.3/8" X MANG 1"
- 109.20.20 - 2" X MANG 1.1/4"
- 109.24.20 - 2.3/8" X MANG 1.1/4"
- 109.24.24 - 2.3/8" X MANG 1.1/2"




MACHO FIXO JIC 37°- UNF

- 103.4.4 - MF 7/16" JIC X MANG 1/4"
- 103.5.4 - MF 1/2" JIC X MANG 1/4"
- 103.6.4 - MF 9/16" JIC X MANG 1/4"
- 103.6.6 - MF 9/16" JIC X MANG 3/8"
- 103.8.6 - MF 3/4" JIC X MANG 3/8"
- 103.10.6 - MF 7/8" JIC X MANG 3/8"
- 103.8.8 - MF 3/4" JIC X MANG 1/2"
- 103.10.8 - MF 7/8" JIC X MANG 1/2"
- 103.12.8 - MF 1.1/16" JIC X MANG 1/2"
- 103.10.10 - MF 7/8" JIC X MANG 5/8"
- 103.12.10 - MF 1.1/16" JIC X MANG 5/8"
- 103.12.12 - MF 1.1/16" JIC X MANG 3/4"
- 103.14.12 - MF 1.3/16" JIC X MANG 3/4"
- 103.16.12 - MF 1.5/16" JIC X MANG 3/4"
- 103.16.16 - MF 1.5/16" JIC X MANG 1"
- 103.20.16 - MF 1.5/8" JIC X MANG 1"
- 103.20.20 - MF 1.5/8" JIC X MANG 1.1/4"
- 103.24.24 - MF 1.7/8" JIC X MANG 1.1/2"



MACHO FIXO MÉTRICO 24° P/ TUBO

- 555.6.4 - M12 X T. 6 X MANG 1/4"
- 555.8.4 - M14 X T. 8 X MANG 1/4"
- 555.10.4 - M16 X T. 10 X MANG 1/4"
- 555.10.6 - M 16 X T. 10 X MANG 3/8"
- 555.12.6 - M18 X T. 12 X MANG 3/8"
- 555.12.8 - M18 X T. 12 X MANG 1/2"
- 555.12.6M20 - M20 X T. 12 X MANG 3/8"
- 555.12.8M20 - M20 X T. 12 X MANG 1/2"
- 555.15.8 - M22 X T. 15 X MANG 1/2"
- 555.16.8 - M24 X T. 16 X MANG 1/2"
- 555.16.10 - M24 X T. 16 X MANG 5/8"
- 555.18.10 - M26 X T. 18 X MANG 5/8"
- 555.19.10 - M28 X T. 19 X MANG 5/8"
- 555.20.10 - M30 X T. 20 X MANG 5/8"
- 555.20.12 - M30 X T. 20 X MANG 3/4"
- 555.22.12 - M30 X T. 22 X MANG 3/4"
- 555.25.12 - M34 X T. 25 X MANG 3/4"
- 555.25.16 - M36 X T. 25 X MANG 1"
- 555.28.16 - M36 X T. 28 X MANG 1"
- 555.30.16 - M42 X T. 30 X MANG 1"
- 555.30.20 - M42 X T. 30 X MANG 1.1/4"
- 555.38.24 - M52 X T. 38 X MANG 1.1/2"



MACHO FIXO NPT

- 101.2.4 - 1/8" NPT X MANG 1/4" (GRAXA)
- 101.4.4 - 1/4" NPT X MANG 1/4"
- 101.4.6 - 1/4" NPT X MANG 3/8"
- 101.6.4 - 3/8" NPT X MANG 1/4"
- 101.6.6 - 3/8" NPT X MANG 3/8"
- 101.6.8 - 3/8" NPT X MANG 1/2"
- 101.8.8 - 1/2" NPT X MANG 1/2"
- 101.8.6 - 1/2" NPT X MANG 3/8"
- 101.8.10 - 1/2" NPT X MANG 5/8"
- 101.12.10 - 3/4" NPT X MANG 5/8"
- 101.12.12 - 3/4" NPT X MANG 3/4"
- 101.16.12 - 1" NPT X MANG 3/4"
- 101.16.16 - 1" NPT X MANG 1"
- 101.20.20 - 1.1/4" NPT X MANG 1.1/4"
- 101.24.24 - 1.1/2" NPT X MANG 1.1/2"



MACHO FIXO O'RING (ANEL) - UNF

- 121.6.4 - 9/16" ANEL X MANG 1/4"
- 121.6.6 - 9/16" ANEL X MANG 3/8"
- 121.8.6 - 3/4" ANEL X MANG 3/8"
- 121.8.8 - 3/4" ANEL X MANG 1/2"
- 121.10.6 - 7/8" ANEL X MANG 3/8"
- 121.10.8 - 7/8" ANEL X MANG 1/2"
- 121.12.8 - 1.1/16" ANEL X MANG 1/2"
- 121.10.10 - 7/8" ANEL X MANG 5/8"
- 121.12.10 - 1.1/16" ANEL X MANG 5/8"
- 121.12.12 - 1.1/16" ANEL X MANG 3/4"
- 121.14.12 - 1.3/16" ANEL X MANG 3/4"
- 121.16.12 - 1.5/16" ANEL X MANG 3/4"
- 121.16.16 - 1.5/16" ANEL X MANG 1"



TERMINAL SALVA-VIDA (S.O.S.)

- SOS.4 - SALVA-VIDA X MANG 1/4"
- SOS.6 - SALVA-VIDA X MANG 3/8"
- SOS.8 - SALVA-VIDA X MANG 1/2"
- SOS.10 - SALVA-VIDA X MANG 5/8"
- SOS.12 - SALVA-VIDA X MANG 3/4"
- SOS.16 - SALVA-VIDA X MANG 1"
- SOS.20 - SALVA-VIDA X MANG 1.1/4"

www.forflexmangueiras.com.br

R. Erva de Santa Luzia, 351
Vila Helena - São Paulo - SP
atendimento@fortflexmangueiras.com.br

(11) 2025-2973

98268-0254



Atacado e Varejo



FortFlex
MANGUEIRAS E CONEXÕES HIDRÁULICAS




Produtos de Qualidade

TERMINAIS HIDRÁULICOS



TERMINAL PONTA LISA RETO

- PL.6.4 - P.L.TUBO 6 X MANG 1/4"
- PL.8.4 - P.L.TUBO 8 X MANG 1/4"
- PL.3/8.4 - P.L.TUBO 3/8 X MANG 1/4"
- PL.10.4 - P.L.TUBO 10 X MANG 1/4"
- PL.12.4 - P.L.TUBO 12 X MANG 1/4"
- PL.10.6 - P.L.TUBO 10 X MANG 3/8"
- PL.12.6 - P.L.TUBO 12 X MANG 3/8"
- PL.1/2.6 - P.L.TUBO 1/2 X MANG 3/8"
- PL.12.8 - P.L.TUBO 12 X MANG 1/2"
- PL.14.8 - P.L.TUBO 14 X MANG 1/2"
- PL.15.8 - P.L.TUBO 15 X MANG 1/2"
- PL.16.8 - P.L.TUBO 16 X MANG 1/2"
- PL.18.10 - P.L.TUBO 18 X MANG 5/8"
- PL.19.10 - P.L.TUBO 19 X MANG 5/8"
- PL.20.10 - P.L.TUBO 20 X MANG 5/8"
- PL.20.12 - P.L.TUBO 20 X MANG 3/4"
- PL.22.12 - P.L.TUBO 22 X MANG 3/4"
- PL.25.12 - P.L.TUBO 25 X MANG 3/4"
- PL.25.16 - P.L.TUBO 25 X MANG 1"
- PL.32.16 - P.L.TUBO 32 X MANG 1"
- PL.38.20 - P.L.TUBO 38 X MANG 1.1/4"
- PL.42.20 - P.L.TUBO 42 X MANG 1.1/4"



MACHO FIXO NPT

- 101.2.4 - 1/8" NPT X MANG 1/4" (GRAXA)
- 101.4.4 - 1/4" NPT X MANG 1/4"
- 101.4.6 - 1/4" NPT X MANG 3/8"
- 101.6.4 - 3/8" NPT X MANG 1/4"
- 101.6.6 - 3/8" NPT X MANG 3/8"
- 101.6.8 - 3/8" NPT X MANG 1/2"
- 101.8.8 - 1/2" NPT X MANG 1/2"
- 101.8.6 - 1/2" NPT X MANG 3/8"
- 101.8.10 - 1/2" NPT X MANG 5/8"
- 101.12.10 - 3/4" NPT X MANG 5/8"
- 101.12.12 - 3/4" NPT X MANG 3/4"
- 101.16.12 - 1" NPT X MANG 3/4"
- 101.16.16 - 1" NPT X MANG 1"
- 101.20.20 - 1.1/4" NPT X MANG 1.1/4"
- 101.24.24 - 1.1/2" NPT X MANG 1.1/2"



MACHO FIXO O'RING (ANEL) - UNF

- 121.6.4 - 9/16" ANEL X MANG 1/4"
- 121.6.6 - 9/16" ANEL X MANG 3/8"
- 121.8.6 - 3/4" ANEL X MANG 3/8"
- 121.8.8 - 3/4" ANEL X MANG 1/2"
- 121.10.6 - 7/8" ANEL X MANG 3/8"
- 121.10.8 - 7/8" ANEL X MANG 1/2"
- 121.12.8 - 1.1/16" ANEL X MANG 1/2"
- 121.10.10 - 7/8" ANEL X MANG 5/8"
- 121.12.10 - 1.1/16" ANEL X MANG 5/8"
- 121.12.12 - 1.1/16" ANEL X MANG 3/4"
- 121.14.12 - 1.3/16" ANEL X MANG 3/4"
- 121.16.12 - 1.5/16" ANEL X MANG 3/4"
- 121.16.16 - 1.5/16" ANEL X MANG 1"



TERMINAL PONTA LISA 90°

- PC.6.4 - P.L.90° TB. 6 X MANG 1/4"
- PC.8.4 - P.L.90° TB. 8 X MANG 1/4"
- PC.10.4 - P.L.90° TB. 10 X MANG 1/4"
- PC.12.4 - P.L.90° TB. 12 X MANG 1/4"
- PC.12.6 - P.L.90° TB. 12 X MANG 3/8"
- PC.12.8 - P.L.90° TB. 12 X MANG 1/2"
- PC.16.8 - P.L.90° TB. 16 X MANG 1/2"
- PC.16.10 - P.L.90° TB. 16 X MANG 5/8"
- PC.19.10 - P.L.90° TB. 19 X MANG 5/8"
- PC.20.10 - P.L.90° TB. 20 X MANG 5/8"
- PC.20.12 - P.L.90° TB. X MANG 3/4"
- PC.25.12 - P.L.90° TB. 25 X MANG 3/4"
- PC.25.16 - P.L.90° TB. 25 X MANG 1"
- PC.30.16 - P.L.90° TB. 30 X MANG 1"



FÊMEA GIRATÓRIA RETA SEDE PLANA

- 307.4.4 - 9/16" ORS X MANG 1/4"
- 307.4.6 - 9/16" ORS X MANG 3/8"
- 307.6.4 - 1.1/16" ORS X MANG 1/4"
- 307.6.6 - 1.1/16" ORS X MANG 3/8"
- 307.6.8 - 1.1/16" ORS X MANG 1/2"
- 307.8.6 - 13/16" ORS X MANG 3/8"
- 307.8.8 - 13/16" ORS X MANG 1/2"
- 307.10.8 - 1" ORS X MANG 1/2"
- 307.10.10 - 1" ORS X MANG 5/8"
- 307.12.10 - 1.3/16" ORS X MANG 5/8"
- 307.12.12 - 1.3/16" ORS X MANG 3/4"
- 307.16.12 - 1.7/16" ORS X MANG 3/4"
- 307.16.16 - 1.7/16" ORS X MANG 1"
- 307.20.20 - 1.11/16" ORS X MANG 1.1/4"



TERMINAIS P/ HIDRO LAVADORAS

- KAR.22.4 - FG M22 X MANG 1/4" KARCHER
- KAR.22.6 - FG M22 X MANG 3/8" KARCHER
- WAP.18.4 - FG M18 X MANG 1/4" WAP
- WAP.18.6 - FG M18 X MANG 3/8" WAP
- KAR.4.4 - PINO ANEL EXT. KARCHER X 1/4"
- PIN.4.4 - PINO COPINHO PARA MOLA X 1/4"

www.forflexmangueiras.com.br

R. Erva de Santa Luzia, 351
Vila Helena - São Paulo - SP
atendimento@fortflexmangueiras.com.br

(11) 2025-2973

98268-0254



Atacado e Varejo



Produtos de Qualidade

TERMINAIS HIDRÁULICOS



TERMINAL PONTA LISA RETO

- PL.6.4 - P.L.TUBO 6 X MANG 1/4"
- PL.8.4 - P.L.TUBO 8 X MANG 1/4"
- PL.3/8.4 - P.L.TUBO 3/8 X MANG 1/4"
- PL.10.4 - P.L.TUBO 10 X MANG 1/4"
- PL.12.4 - P.L.TUBO 12 X MANG 1/4"
- PL.10.6 - P.L.TUBO 10 X MANG 3/8"
- PL.12.6 - P.L.TUBO 12 X MANG 3/8"
- PL.1/2.6 - P.L.TUBO 1/2X MANG 3/8"
- PL.12.8 - P.L.TUBO 12 X MANG 1/2"
- PL.14.8 - P.L.TUBO 14 X MANG 1/2"
- PL.15.8 - P.L.TUBO 15 X MANG 1/2"
- PL.16.8 - P.L.TUBO 16 X MANG 1/2"
- PL.18.10 - P.L.TUBO 18 X MANG 5/8"
- PL.19.10 - P.L.TUBO 19 X MANG 5/8"
- PL.20.10 - P.L.TUBO 20 X MANG 5/8"
- PL.20.12 - P.L.TUBO 20 X MANG 3/4"
- PL.22.12 - P.L.TUBO 22 X MANG 3/4"
- PL.25.12 - P.L.TUBO 25 X MANG 3/4"
- PL.25.16 - P.L.TUBO 25 X MANG 1"
- PL.32.16 - P.L.TUBO 32 X MANG 1"
- PL.38.20 - P.L.TUBO 38 X MANG 1.1/4"
- PL.42.20 - P.L.TUBO 42 X MANG 1.1/4"



FÊMEA GIRATÓRIA 90° SEDE PLANA

- 384.4.4 - 9/16" ORS X MANG 1/4"
- 384.4.6 - 9/16" ORS X MANG 3/8"
- 384.6.4 - 11/16" ORS X MANG 1/4"
- 384.6.6 - 11/16" ORS X MANG 3/8"
- 384.6.8 - 11/16" ORS X MANG 1/2"
- 384.8.6 - 13/16" ORS X MANG 3/8"
- 384.8.8 - 13/16" ORS X MANG 1/2"
- 384.10.8 - 1" ORS X MANG 1/2"
- 384.10.10 - 1" ORS X MANG 5/8"
- 384.12.10 - 1.3/16" ORS X MANG 5/8"
- 384.12.12 - 1.3/16" ORS X MANG 3/4"
- 384.16.12 - 1.7/16" ORS X MANG 3/4"
- 384.16.16 - 1.7/16" ORS X MANG 1"
- 384.20.20 - 1.11/16" ORS X MANG 1.1/4"



FÊMEA GIRATÓRIA 45° SEDE PLANA

- 421.4.4 - 9/16" ORS X MANG 1/4"
- 421.4.6 - 9/16" ORS X MANG 3/8"
- 421.6.4 - 11/16" ORS X MANG 1/4"
- 421.6.6 - 11/16" ORS X MANG 3/8"
- 421.6.8 - 11/16" ORS X MANG 1/2"
- 421.8.6 - 13/16" ORS X MANG 3/8"
- 421.8.8 - 13/16" ORS X MANG 1/2"
- 421.10.8 - 1" ORS X MANG 1/2"
- 421.10.10 - 1" ORS X MANG 5/8"
- 421.12.10 - 1.3/16" ORS X MANG 5/8"
- 421.12.12 - 1.3/16" ORS X MANG 3/4"
- 421.16.12 - 1.7/16" ORS X MANG 3/4"
- 421.16.16 - 1.7/16" ORS X MANG 1"
- 421.20.20 - 1.11/16" ORS X MANG 1.1/4"

www.forflexmangueiras.com.br

R. Erva de Santa Luzia, 351
Vila Helena - São Paulo - SP
atendimento@fortflexmangueiras.com.br

(11) 2025-2973

98268-0254